


Straightness, Angle and Inclination Measurement



INCLINOMETERS AND PRECISION LEVELS

Irrespective of whether they are spirit or electronic inclinometers, all precision levels are based on the same perfectly reliable reference but also cost-free: the centre of the earth's gravity.

Under the force of gravity, the gas bubble in the liquid or the pendulum inclines itself according to this natural physical principle.

The position of the pendulum with respect to the measuring faces of the instrument body can then be measured. Based on this perfect principle, these instruments offer a great number of measuring applications of high precision. The horizontal and vertical positioning of the measuring faces enable the detection of form errors in the geometrical elements on the workpiece to be measured.

These errors often result from deviations in straightness, flatness, position, parallelism and squareness.

Indication of values may vary depending on the type of level, the values typically displayed are:

- inclination (mm/m or in/10 in);
- radian in mrad;
- decimal angle (e.g. 12,37°);
- sexagesimal angle in degrees (°), minutes (') and seconds (") e.g. 15° 30' 45".



TESA MICROBEVEL 1

















TESA CLINOBEVEL
1 USB


TESA CLINOBEVEL 2



TESA NIVELTRONIC


Spirit clinometers with
angle protractor

-  DIN 2276 Part 2 (Form D)
-  LCD angle display: Decimal or sexagesimal Inclination mm/m, in/10 or 12 in, mm or in/basis length, radian (mrad) and the like
-  Capacitive measuring system with gravity pendulum
-  2' + 1 numerical interval
-  21 storable correction values (high accuracy)
-  Flat face 4 x 90°
-  100 x 75 x 35 mm
-  Anodised light alloy
-  Response time ≈ 1 s
-  Automatic shut down after 8 min
-  Display lock
-  RS485, asynchronous, 7 bits, 2 stop bits, no parity, 9600 bauds
-  1 1,5 V battery, type LRC 6, AA
-  ≈ 150 hours
-  IP65 (IEC 60529)
-  EN 50081-1 / -2
EN 50082-1 / -2
-  0,52 kg
-  Inspection report with declaration of conformity

INCLINOMETERS AND LEVELS

The TESA inclinometers and levels meet the most demanding applications not only in the machine building sector but also in the civil construction sector.

Electronic Inclinometer - TESA CLINOBEVEL 1 USB

Compact universal instrument for direct and differential measurements – Measuring range $\pm 45^\circ$ with display of measured angles or inclinations – Reinforced aluminium housing, eloxide surface – Large digital display for error free interpretation of readings.

Supplied with CLINOSOFT software permitting the visualisation and storage of measurements as well as the USB cable to host computer.

Multiple applications are possible, notably the measurement of 2 flat surfaces by comparing the measured values with the help of 2 instruments. Automatic generation of inspection reports using Microsoft EXCEL spreadsheet software.



CLINOSOFT Software

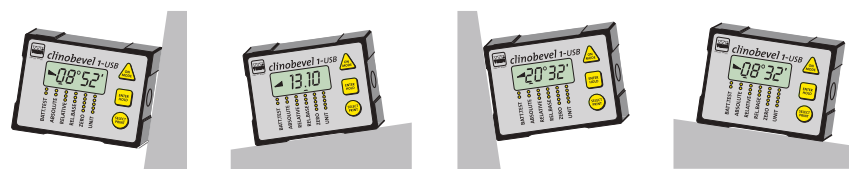








Measuring functions: A ; B ; A+B ; A-B



CLINOSOFT Software

CLINOBEVEL 1-USB, can be used on its 4 faces.



											
05330203	CLINOBEVEL 1 USB electronic inclinometer	$\pm 45^\circ$	$\geq 0,02$	mm/m	mm	100 x 75 x 35	Livré avec: CLINOSOFT software plus USB cable to host computer				
OPTIONAL ACCESSORIES:											
04768002	4 batteries LRC 6 AA, 1,5 V for CLINOBEVEL 1 USB, CLINOBEVEL 2, MICROBEVEL,										
05360006	External switch with cable, L = 2 m, for CLINOBEVEL 1 USB										
05360014	External switch, wireless, for CLINOBEVEL 1 USB										

TESA CLINOBEVEL 2 Electronic Inclinometer

Portable precision inclinometer.

Measuring range $\pm 45^\circ$ with indication of angle or inclination.

Integrated temperature compensation 2 prismatic measuring faces.

Spirit level integrated in transverse direction to eliminate "twist" error.

Simple and rapid calibration: correction of gain by the 3-point method and software integrated in the instrument.

Microprocessor-based features for display setting and instrument adjustment.

The CLINOBEVEL 2 can be used on its two reference faces.
















It can also be connected to a second CLINOBEVEL 2 instrument for a differential measurement (Comparative): one of the two instruments operates as a reference without the need to connect to a computer.

The integrated RS 232 interface enables the connection of the instrument to a computer.















Magnetic inserts can be integrated on the measuring faces on request as a special execution.



When 2 CLINOBEVEL 2 are connected, one of the instruments becomes the reference

-  DIN 2276 Part 2 (Form D)
-  LCD angle display: Decimal or sexagesimal Inclination mm/m, in/10 or 12 in, mm or in/ basis length, radian (mrad) and the like
-  Capacitive measuring system with gravity pendulum
-  10" $\pm 0,03\%$ of the readout
-  2 flat measuring faces with V-slot for diameters from $\varnothing 17$ to 94 mm
-  150 x 150 x 35 mm
-  Rust inhibiting housing
-  Response time: < 5 s
-  Automatic shut down after 8 min
-  RS 232 asynchronous. 7 bits, 2 stop bits, no parity, 9600 bauds
-  2 batteries 1,5 V, type LRC 6, AA
-  40 to 60 hours
-  IP65 (IEC 60529)
-  EN 50081-1 / -2 EN 50082-1 / -2
-  3 kg

No	=			
05330202	Electronic Inclinator TESA CLINOBEVEL 2	$\pm 45^\circ$	$\geq 5''$ (5 Arcsec = 0,025 mm/mm)	mm 100 x 150 x 35
OPTIONAL ACCESSORIES:				
04768002	4 batteries LRC 6 AA, 1,5 V for CLINOBEVEL 1 USB, CLINOBEVEL 2, MICROBEVEL,			
05360004	Connecting cable between 2 CLINOBEVEL 2, L = 2,5 m			
S53070174	Cable USB pour CLINOBEVEL 2, L=2,5 m			

-  DIN 2276 Part 2 (Style D)
-  See table for max. perm. errors
-  LCD display according to table
-  Fully encapsulated measuring system with gravity pendulum
-  See table for max. perm. errors
-  2 flat measuring faces with V-slot for diameters from 20 to 120 mm
-  Cast iron base. Chromium plated side faces. Aluminium housing, lacquered
-  Response time < 3 s
-  Automatic shut down after 55 min
-  1 mV per unit (100 kΩ)
-  1,5 V battery, type LRC 6, AA
-  100 to 140 hours
-  ≤ 0,1 %/°C based on the measuring range at 20 ± 5°C
-  EN 50081-1 / -2 EN 50082-1 / -2

TESA MICROBEVEL 1 Inclinometer

TESA MICROBEVEL 1 is particularly suited for measuring slightly inclined surfaces such as the measuring of flatness of surfaces or the geometrical characteristics (deviation, rotation etc.) of a machine tool.

Suited for operation under the most rugged conditions., protected by an aluminium case.

Power supplied by a single standard battery AA 1,5 V for at least 100 hours of operation.










Horizontal model



Square model

Models with steps 0,05 to 0,005 mm/m available on request

No	=				
		Range 1 or Range 2, mm/m	Base width, mm	Base height, mm	kg (with transport case)
05330003	TESA MICROBEVEL 1 horizontal base 110 x 45 mm	0,01 ou 0,001	110	45	1,8
05330004	TESA MICROBEVEL 1 horizontal base 150 x 45 mm	0,01 ou 0,001	150	45	2,1
05330005	TESA MICROBEVEL 1 square base 150 x 45 mm	0,01 ou 0,001	150	45	3,1
OPTIONAL ACCESSORY:					
04768002	4 batteries LRC 6 AA, 1,5 V for CLINOBEVEL 1 USB, CLINOBEVEL 2, MICROBEVEL,				

					
Range	mm/m	mm/m	mm	G = mm/m	
1	± 20	± 5	0,01	Flatness ≤ 5 mm/m G = 1 % of the measured value and min. 0,01 mm/m	Flatness > 5 mm/m G = 0,01 mm/m
2	± 2	± 2	0,001	Flatness ≤ 1 mm/m G = 1 % of the measured value and min. 0,001 mm/m	Flatness > 1 mm/m G = 1 % of (2x measured value -1)



TESA NIVELTRONIC Electronic Levels with Analogue Display and Integrated Galvanometer

Electronic levels with analogue display and integrated galvanometer.

These instruments are known for a remarkable stability at zero point. They are used for the inspection and alignment of horizontal and vertical surfaces. They are also suitable for the measurement of slight inclinations, specially for the inspection of flatness of granite surface plates.

The square model is particularly suited for the measurement of flat or cylindrical parts thanks to its prismatic base.













NIVELTRONIC square model with 2 prismatic bases



NIVELTRONIC horizontal model with flat base



NIVELTRONIC horizontal with granite base

-  DIN 2276 Part 2 (Style D)
-  See table
-  Inductive measuring system with gravity pendulum
-  As per DIN 2276: up to 0,5 * measuring range: min. 0,001 mm/m, max. 1 % of the measured value from 0,5 * measuring range: max. 1 % of (2 * measured value - 0,5 * total range.)
-  1 µm/m
-  Horizontal model with a flat measuring face. Square model with 2 flat faces having a V-slot for Ø from 20 to 120 mm
-  Cast iron body. Horizontal model with granite base.
-  ≈ ± 0,2 V, impedance 4,5 kΩ
-  4 batteries AAA 1,5 V
-  EN 50081-1 / -2 EN 50082-1 / -2

No	=	mm/m	Base length mm	Base width mm	kg
03130063	TESA NIVELTRONIC electronic level, horizontal, analogue display	0,05 / 0,01	150	45	6,0 / 3,7 *
03130060	TESA NIVELTRONIC electronic level, square, analogue display	0,05 / 0,01	200	45	6,5 / 4,4 *

* With/without wooden case

OPTIONAL ACCESSORIES:

03160007	Granite base 200 x 50 mm for horizontal NIVELTRONIC**
03160008	Granite base 250 x 50 mm for horizontal NIVELTRONIC**
03160009	Granite base 500 x 50 mm for horizontal NIVELTRONIC**
03160048	Holder with voltage regulator (4,65 V) and 4x LR03 AAA for NIVELTRONIC
04761059	4 batteries LR03 AAA, 1,5 V for NIVELTRONIC

Range	mm/m	"	mm/m	"
1	± 0,75	± 150"	0,05	10"
2	± 0,15	± 30"	0,01	2"


 DIN 2276/1 (instrument) DIN 877 (graduation)


 DIN 2276/1


 Mounting with 2 or 3 screws

TESA Crossed Spirit Levels – for Assembly

For the inspection and alignment of flat surfaces.

The 2 vials permit a simultaneous alignment in the X and Y axes.

The level can be screwed on to a surface.



Model B: Circular level with cross vials, 3-point mounting. Aluminium alloy protection case, anodised.



Model C: T-shaped level with cross vials, 2-point mounting. Manually lapped measuring base to ensure a much higher precision of the level.

No	=	mm/m	A	Modele type	I x L mm	mm	H mm
05331500	Level, 2 vials, 2 to 5 mm/m, Ø 40	2 ÷ 5		B, Circular level with 2 vials, 3x M2, 35 g (level only)		Ø 40	11
05331502	Level, 2 vials. 0,3 mm/m, 0,3 Ø 60			B, Circular level with 2 vials, 3x M4, 85g (level only)		Ø 60	13
05331550	Level, 2 vials; 0,1 mm/m, 0,1 80 x 65 mm			C, T-shaped level with 2 vials, 2x M5, 80 x 65 250 g (level only)			17
05331551	Level, 2 vials; 0,3 mm/m, 0,3 80x65 mm			C, T-shaped level with 2 vials, 2x M5, 80 x 65 250 g (level only)			17




TESA Precision Spirit Levels

For checking and aligning flat or cylindrical surfaces in the horizontal position.

With an adjustment system for zero point and "twist" error.

Prismatic measuring base, manually lapped finish, enabling a higher precision for the level.

Insulating grip in wood essential for reducing heat transfer due to manual handling.



Model B: horizontal precision level



Model C: horizontal precision level

No	=		mm/m	A	For shafts Ø, mm	mm
05331050		Precision spirit level 0,02, L = 100 mm	0,02	B, 0,35 kg (level only)	17 ÷ 84	100 x 32 x 35
05331054		Precision spirit level 0,02, L = 150 mm	0,02	B, 0,65 kg (level only)	17 ÷ 94	150 x 35 x 38
05331058		Precision spirit level 0,02, L = 200 mm	0,02	C, 0,95 kg (level only)	19 ÷ 108	200 x 40 x 42
05331061		Precision spirit level 0,1, L = 200 mm	0,1	C, 0,95 kg (level only)	19 ÷ 108	200 x 40 x 42
05331063		Precision spirit level 0,02, L = 250 mm	0,02	C, 1,3 kg (level only)	19 ÷ 120	250 x 45 x 42

TESA Precision Spirit Levels with a Frame

For checking and aligning flat or cylindrical surfaces in horizontal and vertical positions.

Instrument features: 4 measuring faces, 2 prismatic faces (shafts Ø 17 to 135 mm) et 2 smooth flat faces.


With adjustment system for zero point and "twist" error.

Longitudinal vial with sensitivity of 0,02 to 0,1 mm/m, depending on the model.

Side viewing slots for an excellent visibility of the top and side of the main vial.

Cross vial with sensitivity of 2-5 mm/m for easy adjustment.

3 insulating grips to avoid any thermal transfer.



No	=		mm/m	For shafts Ø, mm	mm
05331201		Precision spirit level with frame, 0,05/100 x 100 x 32 mm	0,05	17 ÷ 84	100 x 100 x 32
05331202		Precision spirit level with frame, 0,1/100 x 100 x 32 mm	0,1	17 ÷ 84	100 x 100 x 32
05331204		Precision spirit level with frame, 0,05/150 x 150 x 35 mm	0,05	17 ÷ 94	150 x 150 x 35
05331206		Precision spirit level with frame, 0,02/200 x 200 x 40 mm	0,02	19 ÷ 108	200 x 200 x 40
05331210		Precision spirit level with frame, 0,05/250 x 250 x 45 mm	0,05	19 ÷ 120	250 x 250 x 45

DIN 877

DIN 2276 Part 1

Flat and prismatic measuring faces

Longitudinal and cross level vials

DIN 877

DIN 2276 Part 1

4 x 90° flat measuring faces, machined together, 2 of them with V-shape grooves

Longitudinal and cross vials



DIN 877



DIN 2276 Part 1



Two flat measuring faces machined as a set (90°), v-shaped groove



Longitudinal and cross vials

TESA Precision Spirit Levels, Square Models with Magnetic Inserts

For inspecting and aligning flat or cylindrical surfaces in horizontal and vertical positions.

Instrument features: 2 prismatic faces (shafts Ø 19 to 108 mm) with the vertical measuring face having magnetic inserts.




Equipped with an adjustment system for zero point and "twist" error.

Longitudinal vial with a sensitivity from 0,02 to 0,05 mm/m, depending on the model.

Cross vial with a sensitivity of 2-5 mm/m for an easy adjustment.

A quality wooden grip reduces thermal transfer during manual handling.



No	=			
05331000	Magnetic square level 0,02/150 x 150 x 40 mm	0,02	19 ÷ 108	150 x 150 x 40
05331002	Magnetic square level 0,05/150 x 150 x 40 mm	0,05	19 ÷ 108	150 x 150 x 40

TESA Precision Spirit Level with Micrometric Adjustment

Precision spirit level with micrometer adjustment.

For the measurement of inclinations from -20 to +4 mm/m.

1 division = 0,02 mm/m

Instrument features:

+ 1 micrometer rotation = + 2 mm/m (100 divisions)

+ 2 micrometer rotations = + 4 mm/m

- 10 micrometer rotations = - 20 mm/m

Prismatic measuring face (shafts Ø 19 to 120 mm).

Longitudinal vial with sensitivity of 0,02 mm/m

Cross vial with sensitivity of 2-5 mm/m for easy horizontal adjustment.

With side thermal insulators to reduce heat transfers to the instrument during manual handling.



No	=			
05331450	Precision spirit level with micrometer element 0,02 / 150 x 45 x 45 mm	0,02	19 ÷ 120	150 x 45 x 45



DIN 877



DIN 2276 Part 1



Flat measuring faces with v-shaped grooves



Hardened and ground steel



Longitudinal and cross vials



TESA Spirit Inclinator with Protractor and Micrometer Element

Enables the measurement of angular deviations in any position of a cylindrical or flat surface.

Instrument features: prismatic measuring face (shafts \varnothing 17 to 80 mm) (DIN 877 + DIN 2276/1). Scale range: $2 \times 180^\circ$.

The adjustment is executed by disengaging the micrometer element by pressing in the direction indicated by the arrow. Afterwards the vial is oriented manually before engaging the micrometer element and executing the fine adjustment with the latter.

1 scale division = 1 degree.

1 division of the micrometer element = 1 Arcmin

Vial with sensitivity of 0,3 mm/m (= 1 Arcmin).

Error limit = 1,5 Arcmin



DIN 877



DIN 2276 part 1



Flat measuring faces with v-shaped groove



Hardened and ground steel base



Longitudinal and cross vials


1,6 kg (without case)
2,1 kg (with case)


Scale division of micrometer element



Scale division of level


 $2 \times 180^\circ$

For shafts \varnothing , mm


mm

05331750

Spirit clinometer with angle protractor and micrometer element

1 Arcmin

1 Arcmin (0,30 mm/m)



Accessories for Clinometers and Levels

No	=
04768002	4 batteries LRC 6 AA, 1,5 V for CLINOBEVEL 1 USB, CLINOBEVEL 2, MICROBEVEL,
05360006	External switch with cable, L = 2 m, for CLINOBEVEL 1 USB
05360014	External switch, wireless, for CLINOBEVEL 1 USB
05360004	Connecting cable between 2 CLINOBEVEL 2, L = 2,5 m
04761059	4 batteries LR03 AAA, 1,5 V for NIVELTRONIC
03160007	Granite base 200 x 50 mm for horizontal NIVELTRONIC
03160008	Granite base 250 x 50 mm for horizontal NIVELTRONIC
03160009	Granite base 500 x 50 mm for horizontal NIVELTRONIC
03160048	Holder with voltage regulator (4,65 V) and 4x LR03 AAA for NIVELTRONIC





FLATNESS MEASUREMENT




ROCH Bevelled Straight Edges

Models with 1 bevelled edge, with insulating grip to limit the transfer of thermal heat during manual handling for optimal precision.



Bevelled edge

No	=		
		μm	mm
0951750002	Bevelled straight edge	2	75
0951750003	Bevelled straight edge	2	100
0951750005	Bevelled straight edge	3	150
0951750006	Bevelled straight edge	3	200
0951750007	Bevelled straight edge	3	300





-  DIN 874 T2, NFE 11-104
-  Hardened steel to ≥ 650 HV 10
-  Straight edges up to 200 mm in a plastic case, ≥ 300 mm in a wooden case.





SQUARES

ROCH Flat and Try Squares in Steel – Accuracy Class 1

Try square 90° flat in stainless steel, non-hardened





No	=				
		μm		Length of beams, mm	Section mm
0951751605	Try-square steel	15	With 90° hook	100 x 70	20 x 5
0951751607	Try-square steel	18	With 90° hook	150 x 100	28 x 6

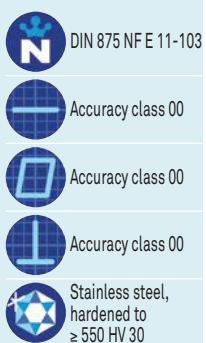
-  Factory standard
-  Accuracy class 1
-  Accuracy class 1
-  Stainless steel, hardness 200 HRB,



Brown & Sharpe Try Square Set






No	=		
06739001	Three square set B & S		
	=		
Consisting of:	mm	µm	
1 Try square	68 x 45	16	
1 Try square	120 x 70	16	
1 Try square	175 x 95	16	



ROCH Bevelled Edge Squares – Accuracy Class 00

Bevelled edge 90° squares in stainless steel, hardened



No	=			
		µm	Length of beams, mm	Section of beams mm
0951751533	Bevelled edge square, stainless	3	50 x 40	14 x 4,5
0951751534	Bevelled edge square, stainless	3	75 x 50	16 x 4
0951751535	Bevelled edge square, stainless	3	100 x 70	20 x 5



ANGLE PROTRACTORS

Angle Protractor with Digital Display

Measuring ranges 1x 360°, 2x 180°, 4x 90°

Large decimal or sexagesimal display

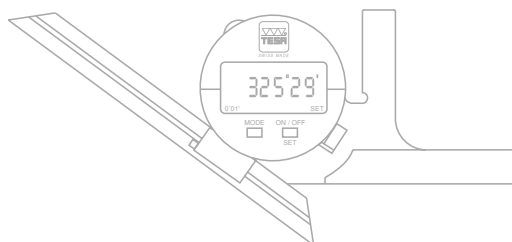
2 measuring directions

Fine setting with adjustment screw

Locking system

Scale L = 200 mm (300 or 500 mm available as options)

RS232 data output



00630010 Angle protractor with digital display. Supplied with a scale of L = 200 mm

OPTIONAL ACCESSORIES:

00660004 Scale 200 mm

00660005 Scale 300 mm















00660006 Scale 500 mm

00660007 Supporting base with 1 flat measuring face and 1 prismatic measuring face

00660008 Square for measuring sharp angles

01961000 Lithium battery, 3V, CR 2032

04761062 Opto-USB cable, duplex, bidirectional communication

-  Measuring ranges:
1 x 360°, 2 x 180°,
4 x 90°
-  LCD, 5 digits + sign
-  0,01° / 1 minute
of arc
-  8,5 mm
-  Max. perm. error: 4
minutes of arc
-  Stainless steel body,
hardened
-  Maximum rotation
speed: 1080°/s
-  Preset to 0° or 180°
-  RS232 opto-coupled
-  1x CR2032 3,0 V
-  5000 hours
-  IP51 (CEI 529)
-  410 g
-  Wooden case (ISPM
15 and NIPM 15)



2 circular scales

Main scale: 5'.
Double numbering in
opposite directions.
Auxiliary scale: 10°Max. perm. error: 5'
(without accessory)Hardened stainless
steel

EAC Angle Protractor with Dial

Circular scale with needle pointer

Easy reading on main and auxiliary scales



Very low hysteresis

Precision movement with compensation for mechanical play.



00610102

00610101

No	=		
00630001	EAC angle protractor with dial	4 x 90°	200
00630002	EAC angle protractor with dial	4 x 90°	300
OPTIONAL ACCESSORIES:			
00660002	Scale		200
00660003	Scale		300
00610102	Cast iron base with steel bottom surface, hardened		






5'

Max. perm. error: 5'
(without accessory)Stainless steel,
hardened

ETALON Angle Protractor with Vernier Scale



No	=			
076115566	ETALON angle protractor with vernier 200 mm	4 x 90°	No	200
076115567	ETALON angle protractor with vernier 300 mm	4 x 90°	No	300
OPTIONAL ACCESSORIES:				
00660002	Scale			200
00660003	Scale			300
00610102	Cast iron base with steel bottom surface, hardened			



Brown & Sharpe Angle Protractor - Multiple Combinations

This angle protractor combination set can be used as a scale, depth gauge, try square, centering tool, marker or even as a spirit level.

Hardened steel.
Measuring faces
specially treated
against scratches



With centering square

With spirit level

With angle protractor 2x 90° graduations


No	=	Consisting of:
06719000	B&S angle protractor set with multiple combinations	<ul style="list-style-type: none"> – 1 Ruler graduated in millimetres, length 300 mm – 1 Angle protractor with 2 x 90° graduations – 1 Centering square – 1 Square head with scriber

Brown & Sharpe Sine Bar

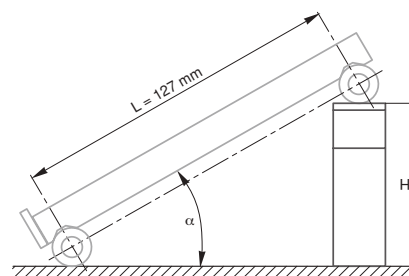
Suited for setting ranges from 0 to 60°

Sine function for establishing the angle that needs to be set on the basis of the length dimensions obtained from parallel gauge blocks.

5 µm
Hardened alloy steel
Removable front stop



06769005



Example for the calculation of an angle

Given: H = height of combination gauge blocks in mm
 L = length of B&S sine bar in mm

Formula: $H = L \cdot \sin(\alpha)$
 $\sin(\alpha) = H/L$
 $\text{angle} = \arcsin(H/L)$

Calculation for determining angle knowing H et L values:
 $\text{angle} = \arcsin(89,803 / 127) = \arcsin(0,70711) = 45^\circ$



No	=	L (centre distance), mm	mm
06769005	B&S Sine bar	127 ± 0,004	123 x 25